

Makita[®]

Slide Compound Miter Saw
LS1219 / LS1219L 305mm (12")

**Single sliding system
enables smooth
operation to produce
superior cuts**

DXT



High precision cutting



One-touch Sliding lock can be easily done by removing/ inserting the lock pin.

Independent laser switch
(LS1219L only)

Laser marker

Excellent sliding durability
of safety cover

Front knob for easy bevel
angle adjustment


Integrated guide fences

DXT

Diameter of slide pipe is changed from 25mm to 30mm. Moreover, by redesigning Arm section shape, the precision at bevel cutting is increased.



Integration of Guide fence and Lower fences provides the rigidity more than the separation structure.




Rail-forward design enables to be placed against a wall for maximizing work space

Motor head slides on fixed pipes without extending machine rear end, so the machine can be placed close to wall.

Conventional model

needed to set apart from the wall





LS1219/LS1219L

can be placed close to wall



Excellent dust extraction

When cutting the low height workpiece, the dust extracting is more effective than current model because of the dual improved dust extracting port.




Large turn base

supports even large workpiece stably.

Easy-to-operate miter angle lock

Miter angle can be unlocked by turning Knob counterclockwise while pushing down Lock lever.



Releasing lever

Once Releasing lever is pushed down:

- Turn base can be moved without pushing down Lock lever.
- The turning action is smooth because positive stops are released.
- Miters 0°-60° left and right, with positive stops at 0°, 15°, 22.5°, 31.6°, 45° and 60° (left and right)

Max. cutting capacity (height x width)

Cross Cut	Miter Cut (left & right)	Bevel Cut (left & right)	Compound Cut	Crown molding, 45 degree type	Baseboard (Skirt board)
 92 x 382 (3-5/8" x 15") 107 x 363 (4-1/4" x 14-1/4")	45° left/right 92 x 268 (3-5/8" x 10-1/2") 107 x 255 (4-1/4" x 10") 60° left/right 92 x 185 (3-5/8" x 7-1/4") 107 x 178 (4-1/4" x 7")	45° left 61 x 382 (2-3/8" x 15") 71 x 363 (2-13/16" x 14-1/4") 45° right 44 x 382 (1-3/4" x 15") 54 x 363 (2-1/8" x 14-1/4")	Bevel 45° left 61 x 268 (2-3/8" x 10-1/2") Miter 45° left/right 71 x 255 (2-13/16" x 10") Bevel 45° right 44 x 268 (1-3/4" x 10-1/2") Miter 45° left/right 54 x 255 (2-1/8" x 10")	Upright cutting 203 (8") Horizontal cutting 320 (12-5/8")	Upright cutting 171 (6-3/4") Horizontal cutting 416 (16-3/8")

(mm)

Accessories

Vertical vise assembly
Part No. 126617-2



Dust bag assembly
Part No. 122852-0



Stand
Part No. WST06



Horizontal vise assembly
Part No. 122470-4



Stand
Part No. 198688-9



Stand
Part No. WST05



Crown molding stopper set
Part No. 192628-9



Slide Compound Miter Saw

- Double Insulation
- Brake
- Constant Speed
- Soft Start
- Bevel Cutting 45 LR
- Dust Collection
- Laser Marker (LS1219L)



LS1219 / LS1219L 305 mm (12")

153 mm

LS1219 / LS1219L	
Continuous rating input	1,800W
Blade Diameter	305 mm (12")
Miter Angle	60° L / 60° R
Bevel Angle	48° L / 48° R
Max Cutting Capacity	90°: 107 x 363 mm (4-1/4" x 14-1/4") 45°: 107 x 255 mm (4-1/4" x 10")
No Load Speed (RPM)	3,200
Sound Pressure Level	91dB(A)
Sound Power Level	100 dB(A)
Vibration Level	2.5 m/s ² or less
Dimensions (L x W x H)	898x664x725 mm (35-1/4"x26-3/8"x28-1/2")
Net weight	LS1219: 29.3 kg (64.6 lbs) LS1219L: 29.5 kg (65.0 lbs)
Power supply cord	2.5 m (8.2 ft.)

Standard Equipment: Carbide-Tipped Saw Blade, Vertical Vise, Hex Wrench (LS1219L only), Triangular Rule, Dust Bag

The weight may differ depending on the attachment(s), including the battery cartridge.
The lightest and heaviest combination, according to EPTA-Procedure 01/2014, are shown in the table.
Items of standard equipment and specifications may vary by country or area.



Cutting
Accessories

Makita Corporation

3-11-8 Sumiyoshi-cho, Anjo, Aichi, 446-8502 Japan

PRINTED IN JAPAN 201801