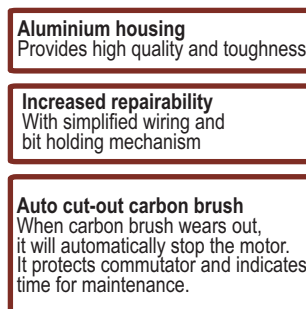
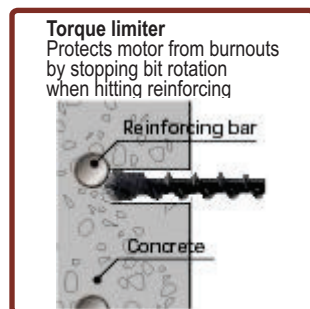
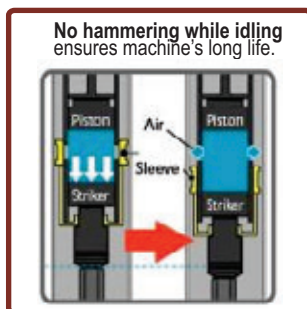
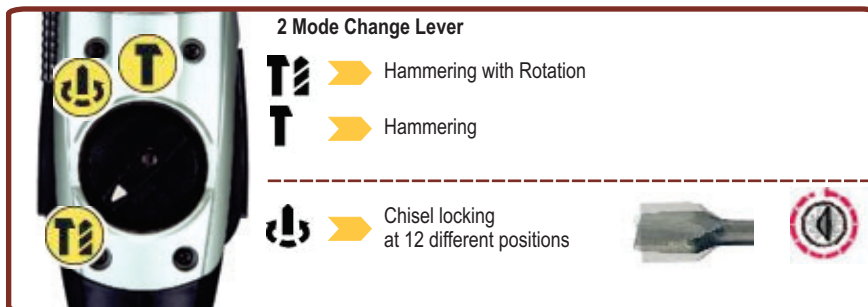
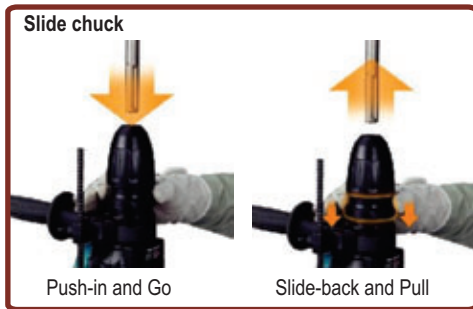




# HR4002

## 40mm SDS Max Rotary Hammer

1,050W



### SPECIFICATIONS:

Max. bit dia.	40mm
Max. core bit dia.	105mm
Continuous rating input	1,050W
No load speed	680 r/min
Blows per minute	2,500
Overall dimensions	
L x W x H	458 x 114 x 256mm
Net weight	6.6kg
Power supply cord	5m
Carbon brush	CB350
Joule rating	6.2 Joules

### FEATURES:

Double insulation, SDS Max drive, torque limiter & carry case

### STANDARD EQUIPMENT:

Depth gauge, side grip, bit grease.  
(Tool does not come with bit).

